


WARDCRAFT




Modular Slug-Vayor™

Only 1½" frame height without the high sides and only 7/16" wider than the belt. Common sizes of belt widths and conveyor lengths, standardized speeds, useful motor mounting coupled with off-the-shelf components make the Wardcraft Modular Slug-Vayor the answer to your die scrap handling needs. Standard options give you the choices most often required.

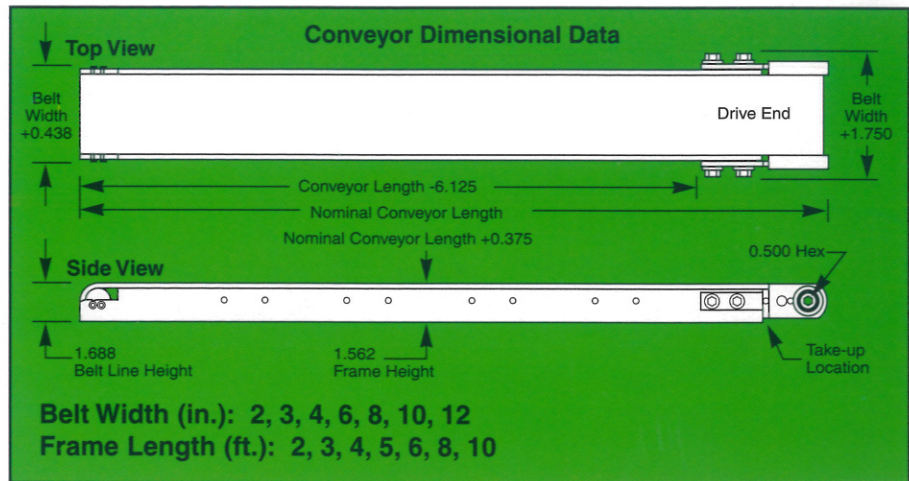
Single unit or multiple units with a common drive are designed to fit right between your die parallels for easy removal of parts or scrap. Strong but lightweight construction allows for repositioning into other dies as needed. Wardcraft can help you decide what you need for your specific application and plant requirements. Call us direct or call your local representative for assistance. Conveyors with standard components can be shipped in a few days.

The standard conveyor belt is an industrial strength urethane monofilament. Endless and quick to replace when necessary. Optional re-engineered belt take-up block provides for an additional $\frac{3}{4}$ " take-up of belt slack for a total of $1\frac{1}{2}$ ". Off-the-shelf components along with quick turnaround in service keeps your unit up and running. Hardened steel sprockets and a sturdy re-engineered bearing plate allows for the secure attachment of the drive in various positions. These eliminate a common problem with high-speed presses and die vibration causing a loosening up of the drive components and stripping out the sprockets. Protecting your die means moving the scrap and parts out of the die consistently. Wardcraft can provide you the conveyor to do the job.



S CONVEYORS CONVEYORS CONVEYORS CONVEYORS CONVEYORS

Modular Slug-Vayor™ Selector Guide




35 FPM Drive Specifications:

For 115V., 1PH, 60HZ or 230V., 3PH, 60HZ motors.
 Planetary Gear Reducer.
 Top, bottom or side mounting (for single conveyors).
 Mounts to either side of conveyor.
 Belt travels either toward or away from drive.


60 FPM Drive Specifications:

For 115/220V., 1PH, 60HZ or 230/460V., 3PH, 60HZ motors.
 Right-angled Gear Reducer.
 Top or bottom mounting (for single conveyors)
 Top, side or independent mounting (common, gang drive/multiple units).
 Mounts to either side of conveyor.
 Belt travels either toward or away from drive.


Standard Options Available:



Improved bearing plate and belt take-up design



Wiper mounted on high side



Hinged sides

Also available are:

Oil trough bottom pan ■ Magnetic bed ■ Leg supports ■ RMV belt (rubber modified vinyl)
 1/8" Cleated belt ■ Belt scraper ■ Maintenance parts kit ■ Chemical resistant belt ■ Special controls

Information subject to change without notice.



WARDCRAFT CONVEYORS

One Wardcraft Drive, Spring Arbor, Michigan 49283-9757

TEL: (517) 750-9100 • FAX: (517) 750-2244 • (800) 782-2779

Visit us www.wardcraftconveyor.com or www.quickdiechange.com