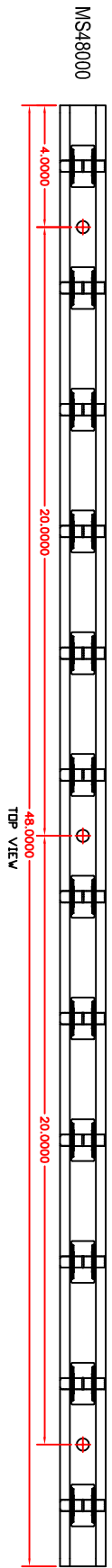
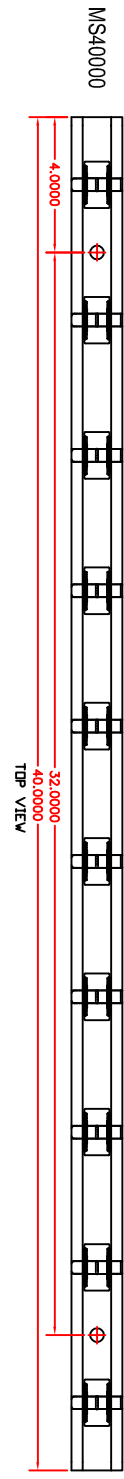
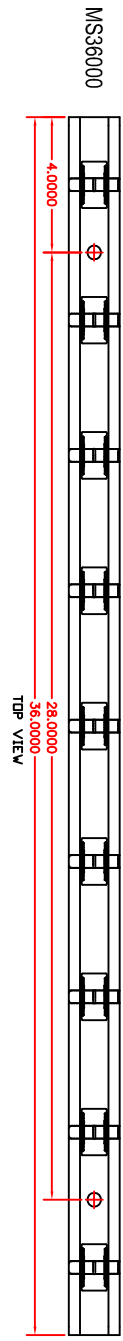
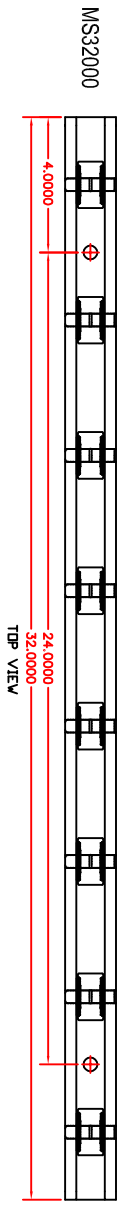
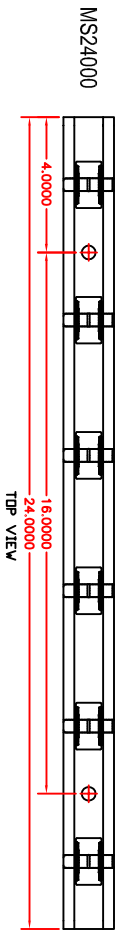
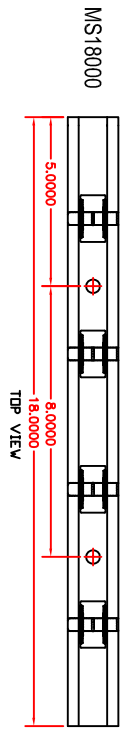
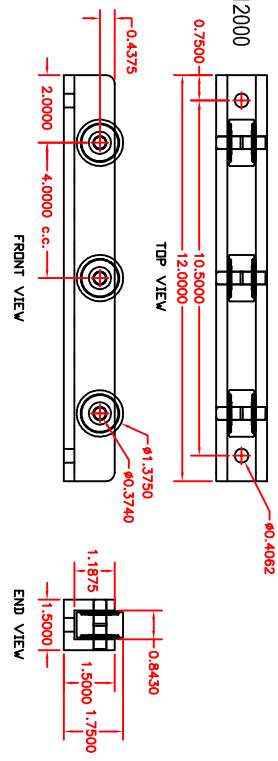


REVISIONS		
REV	DESCRIPTION	DATE APPROVED



THIS DRAWING IS THE CONFIDENTIAL PROPERTY OF WARDCRAFT CONVERTER AND QUICK DIE CHANGE. THE REPRODUCTION, USE OR DISCLOSURE, IN WHOLE OR IN PART, OF THE DESIGN OR DETAILS OF WARDCRAFT, THIS DRAWING MUST BE SURRENDERED UPON DEMAND.

TOLERANCE:  
UNLESS OTHERWISE SPECIFIED:  
REFERENCE ± 1"  
WHOLE & FRACT. NOS = ±1/8"  
2-PLC DECIMAL = ±1/16"  
3-PLC DECIMAL = ±1/32"  
ANGLES ± 1°

**WARDCRAFT**  
CONVERTER AND QUICK DIE CHANGE

1007  
1000 WARDCRAFT DRIVE  
MILWAUKEE, WI 53227-2844  
PHONE: 414.224.2000 FAX: 414.224.2844

MS RAILS		MEDIUM DUTY	
Part No.	22 X 34	Drawn By	GHC
Date	04-21-08	Scale	1 OF 1
Scale	1 : 2	Drawing No.	MS000000