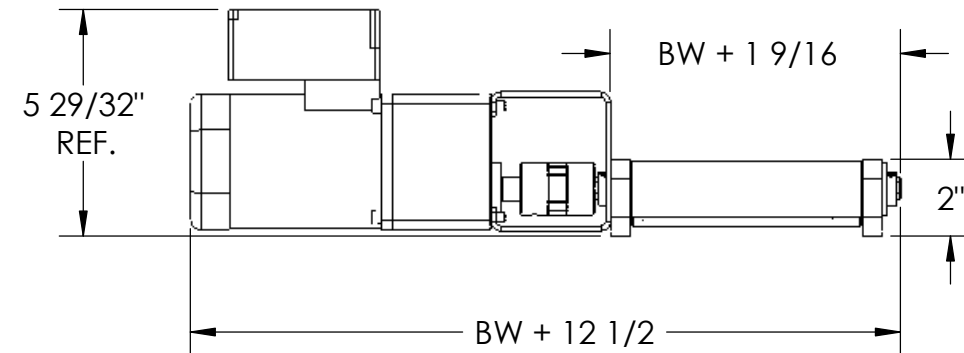
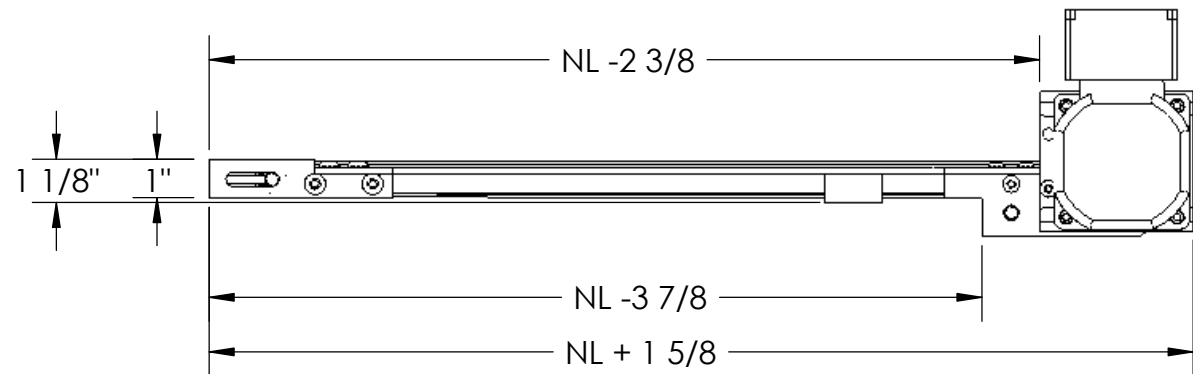



MOUNTING HOLES FOR 1/4 SHC SCREWS

MODEL NUMBER EXAMPLE:
 XLP6-2
 XLP = MODEL
 6 = BELT WIDTH
 2 = NOMINAL LENGTH IN FEET



PROPRIETARY AND CONFIDENTIAL
 THE INFORMATION CONTAINED IN THIS DRAWING IS THE SOLE PROPERTY OF WARDCRAFT CONVEYOR. ANY REPRODUCTION IN PART OR AS A WHOLE WITHOUT THE WRITTEN PERMISSION OF WARDCRAFT CONVEYOR IS PROHIBITED.



1897
WARDCRAFT
 Div. of McLaughlin Ward & Co.

ONE WARDCRAFT DRIVE
 SPRING ARBOR, MI 49283
 PHONE (800)782-2779 FAX (517)750-2244
 www.wardcraftconveyor.com

UNLESS OTHERWISE SPECIFIED:

DIMENSIONS ARE IN INCHES
 TOLERANCES:
 FRACTIONAL $\pm 1/32$
 ANGULAR: MACH $\pm 1^\circ$ BEND $\pm 1^\circ$
 TWO PLACE DECIMAL $\pm .010$
 THREE PLACE DECIMAL $\pm .005$

INTERPRET GEOMETRIC TOLERANCING PER:

MATERIAL

FINISH

DO NOT SCALE DRAWING

	NAME	DATE
DRAWN	G.W.C.	05-31-05
CHECKED		
ENG APPR.		
MFG APPR.		
Q.A.		

COMMENTS:

WARDCRAFT CONVEYOR

TITLE:
EXTREME LOW PROFILE

SIZE	DWG. NO.	REV
B	XLP	

SCALE: 1:5 WEIGHT: SHEET 1 OF 1